

CAI Healthcare Grants

2019 – 2025

60

Grants Funded

8

Regions Served

\$26.4M

Total Awarded

Program Overview

Since 2019 through 2025, we have funded 60 grants in healthcare to build a stronger, more prepared workforce across California.

\$26,381,103

Total Funding Awarded

60

Total Grants Funded

8

Regions Served

Focus

Healthcare Workforce
Development

Supporting education, training, and career pathways that lead to in-demand healthcare careers.

Key Highlights

1. 60 Grants Funded (2019–2025) — Total investment of \$26.4M in healthcare workforce across 8 California regions
2. Broad Impact Across Regions — High-need areas with strongest funding in Los Angeles, Bay Area, and Central/Mother Lode
3. In-Demand Careers — Clinical care, allied health, behavioral health, and support roles

Total Grant Funding Summary

177

Applications Received

25

Grants Funded

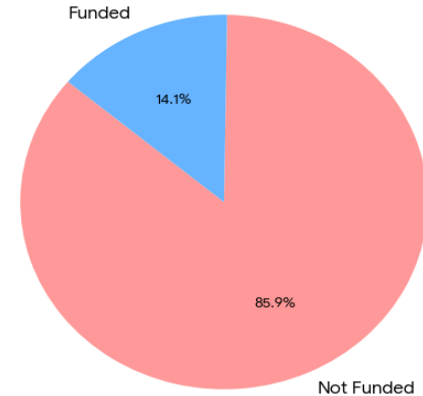
14%

Overall Funding Rate

Overall Competitive Landscape

- 177 total applications submitted across all sectors
- 25 grants awarded through competitive selection
- 14% award rate reflects a highly competitive process

Overall Grant Funding Success Rate (Total Applications: 177)



Healthcare Grant Highlights

18

Healthcare Applications

5

Healthcare Grants Funded

20%

Share of All Awards

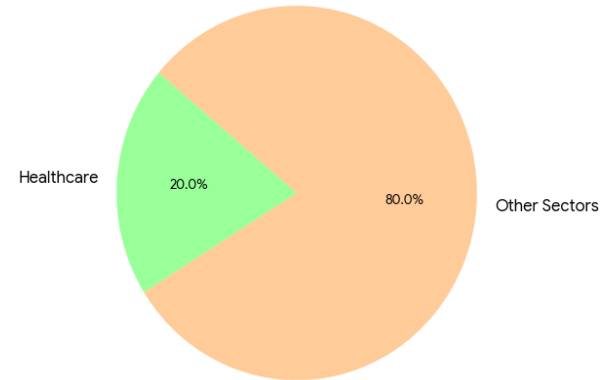
Healthcare as a Priority Area

- Healthcare remains a top-funded priority sector
- 18 of 177 total applications were in healthcare (10.2%)
- 5 of 25 funded grants went to healthcare (20% share)

Healthcare Funding Rate

- 27.8% healthcare rate vs. 14.1% overall rate
- Healthcare applicants nearly 2x more likely to be funded

Composition of Funded Grants (Total Funded: 25)



Funding Success Rates

14.1%

Overall Success Rate

27.8%

Healthcare Success Rate

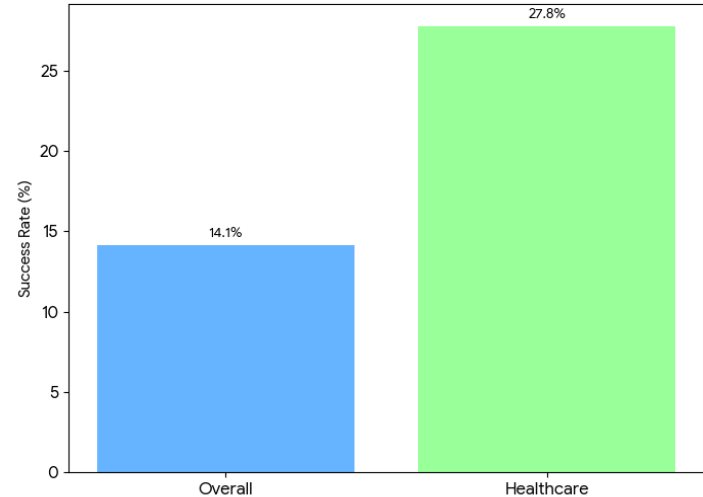
Healthcare vs. Overall Success

- Overall funding rate: 14.1% (25 of 177 applications)
- Healthcare funding rate: 27.8% (5 of 18 applications)
- Healthcare rate is nearly double the overall average

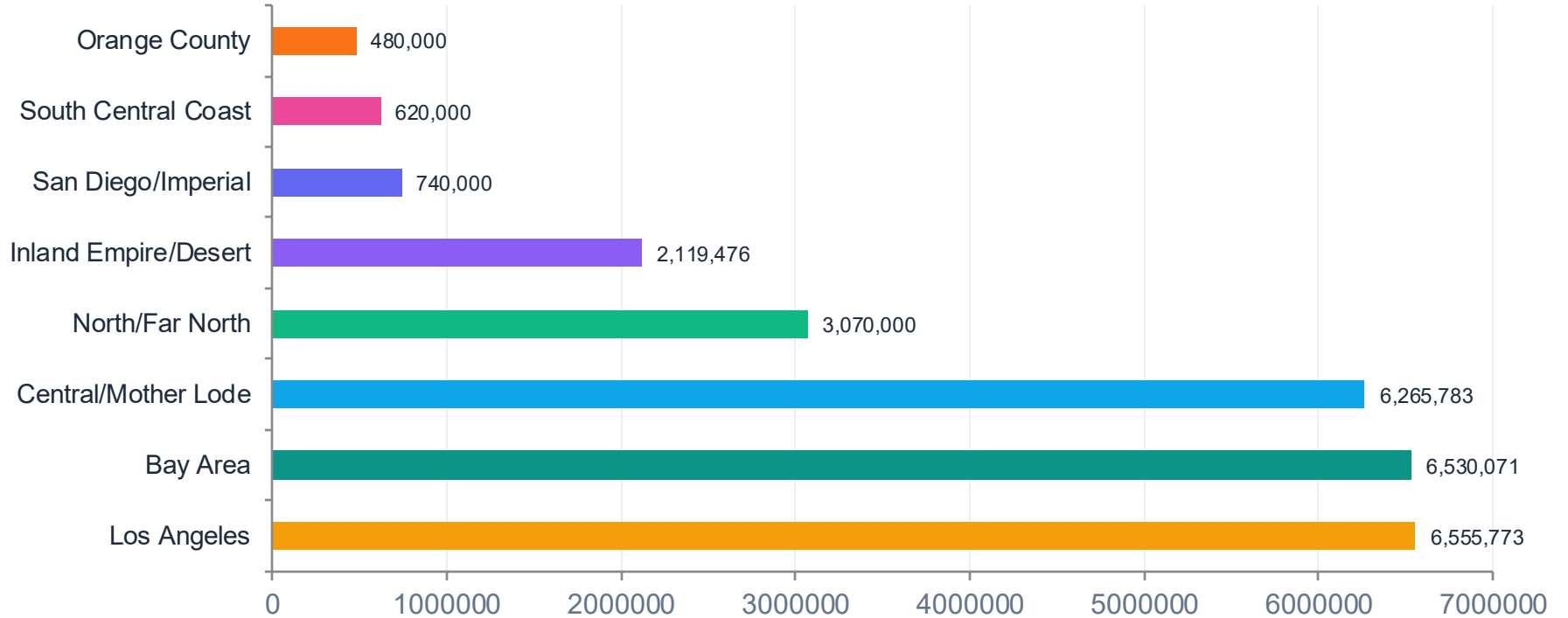
Strategic Implications

- Healthcare sector receives strategic prioritization
- High success rate signals strong program alignment
- Supports continued investment in healthcare workforce

Comparison of Grant Success Rates



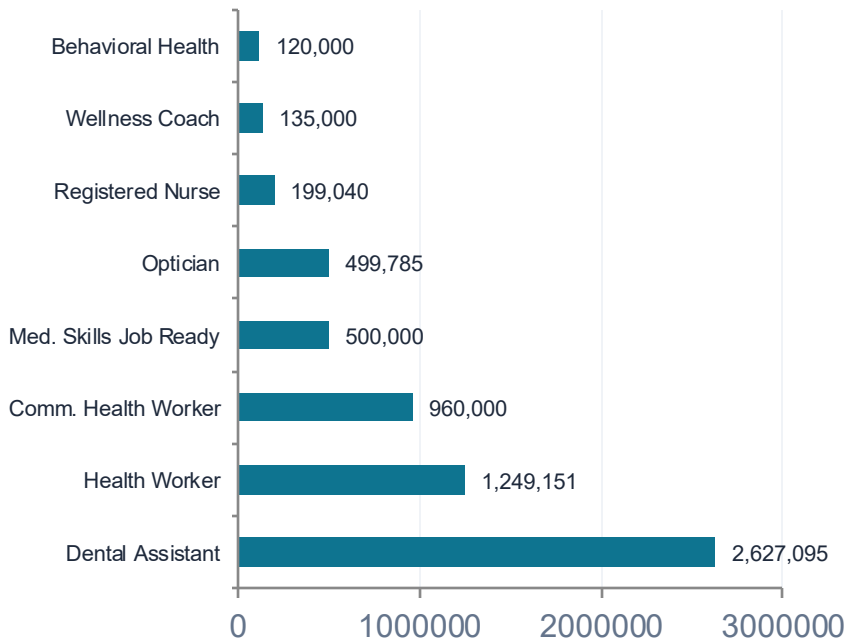
Funding by Region



Regional Deep Dive: Bay Area & Central / Mother Lode

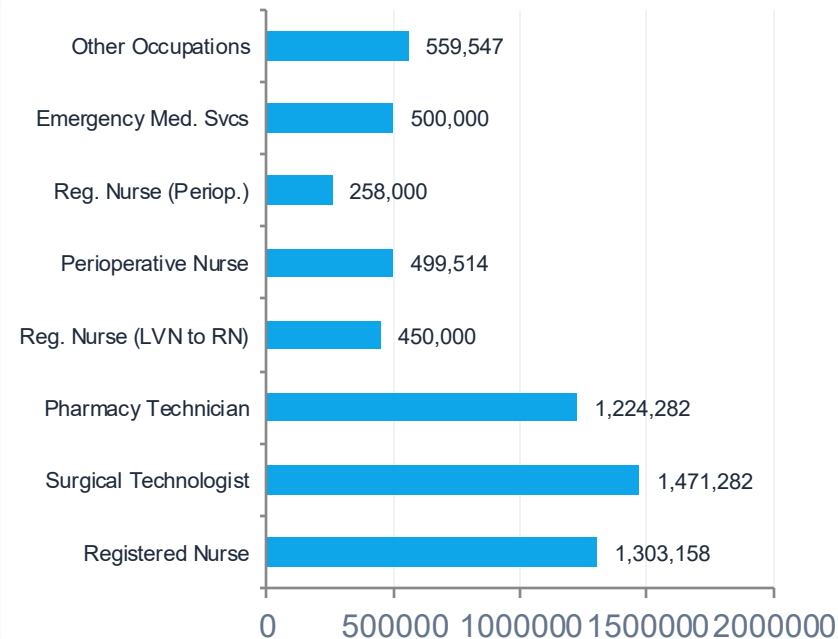
Bay Area

\$6,530,071 (24.8%)



Central / Mother Lode

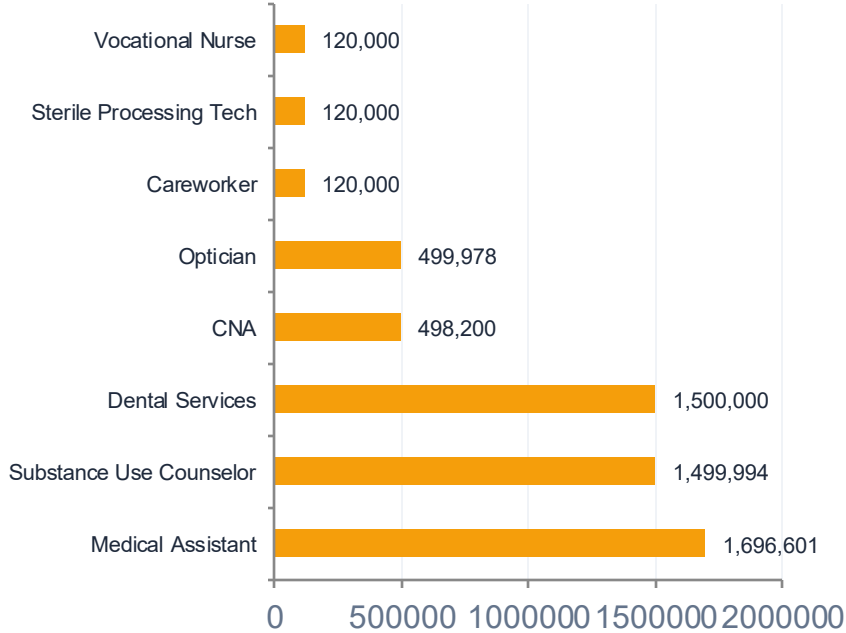
\$6,265,783 (23.8%)



Regional Deep Dive: Los Angeles & Inland Empire / Desert

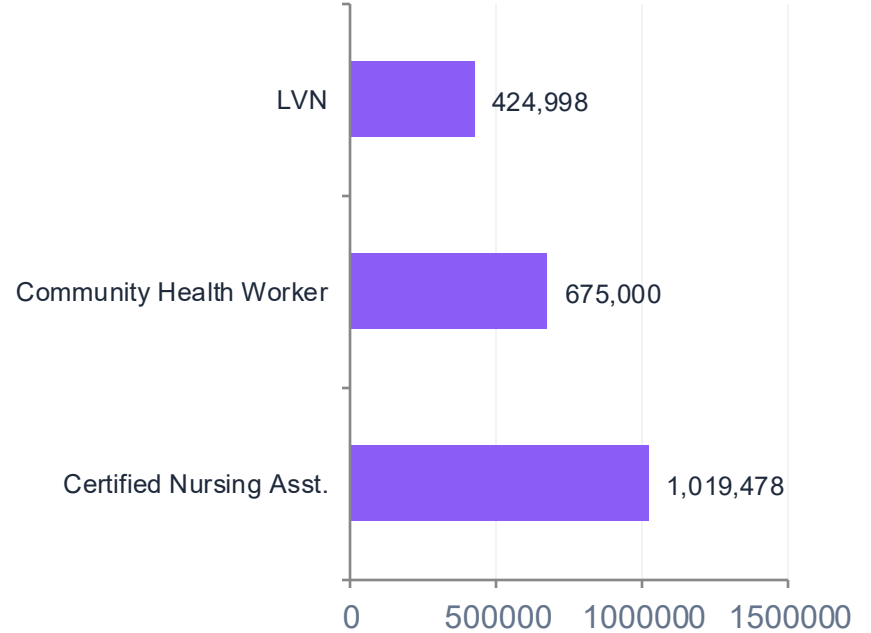
Los Angeles

\$6,555,773 (24.9%)



Inland Empire / Desert

\$2,119,476 (8.0%)



Additional Regional Highlights

North / Far North

\$3,070,000 (11.6%)

- Health & Wellness: \$1,500,000
- Dental Assistant: \$570,000
- Mental Health: \$500,000
- Registered Nurse: \$500,000

Orange County

\$480,000 (1.8%)

- Cert. Nursing Asst.: \$120,000
- Dental Assistant: \$120,000
- LVN: \$120,000
- Medical Assistant: \$120,000

San Diego / Imperial

\$740,000 (2.8%)

- Clinical Lab Tech: \$500,000
- Medical Scientist: \$120,000
- Pharmacy Technician: \$120,000

South Central Coast

\$620,000 (2.4%)

- Home Visitor Apprenticeship: \$500,000
- Dental Assistant: \$120,000

Key Takeaways

60 Grants Funded (2019–2025)

Total investment of \$26,381,103 in healthcare workforce development across 8 regions of California.

Broad Impact Across Regions

Strong investments in high-need areas, with the highest funding in Los Angeles, Bay Area, and Central/Mother Lode.

Focus on In-Demand Careers

Funding supports clinical care, allied health, behavioral health, and support roles critical to our healthcare system.

Building the Future Workforce

These grants expand training opportunities, remove barriers, and create pathways to sustainable healthcare careers.