



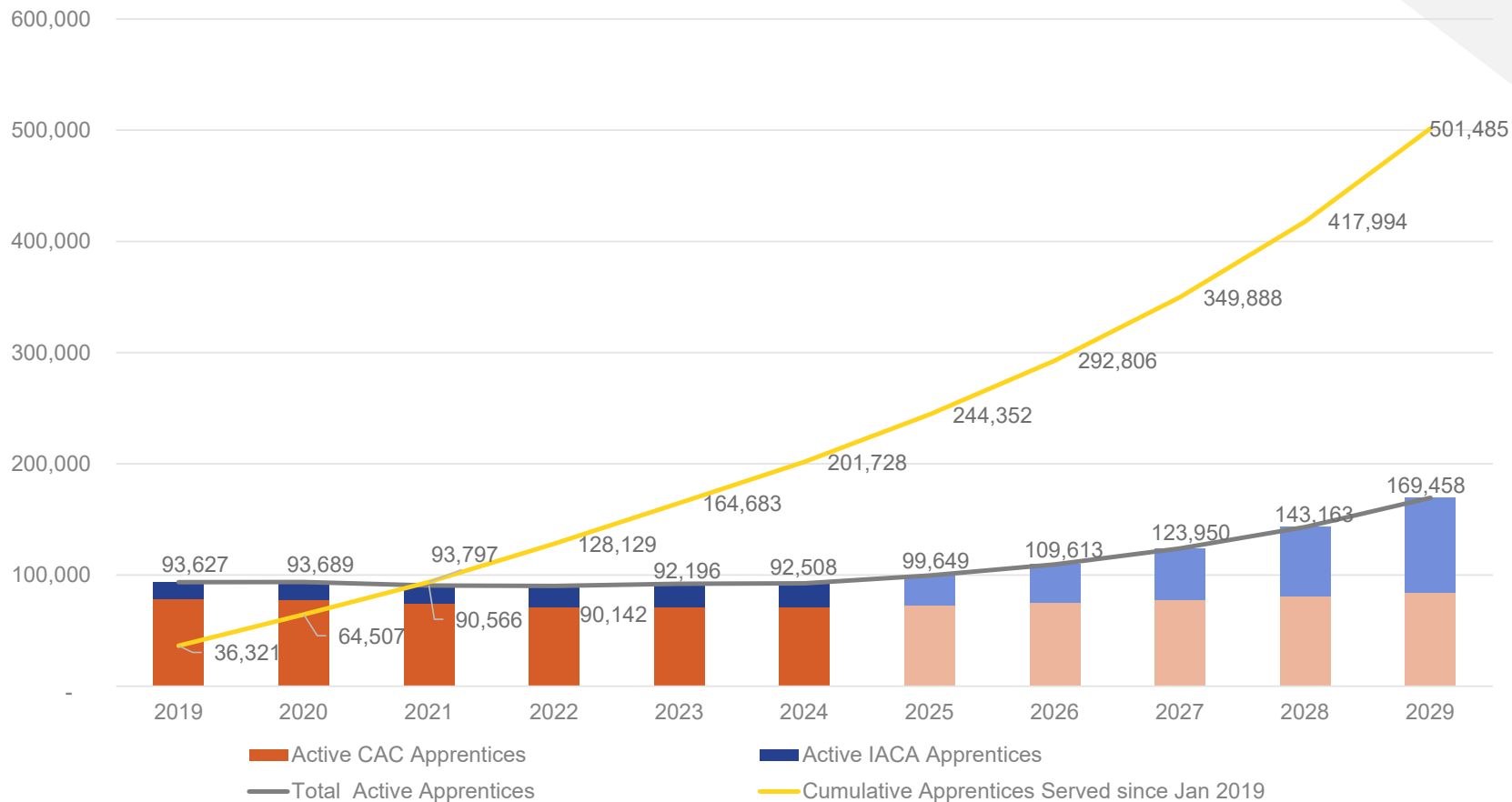
DAS Data Insights

2024 Year End Data

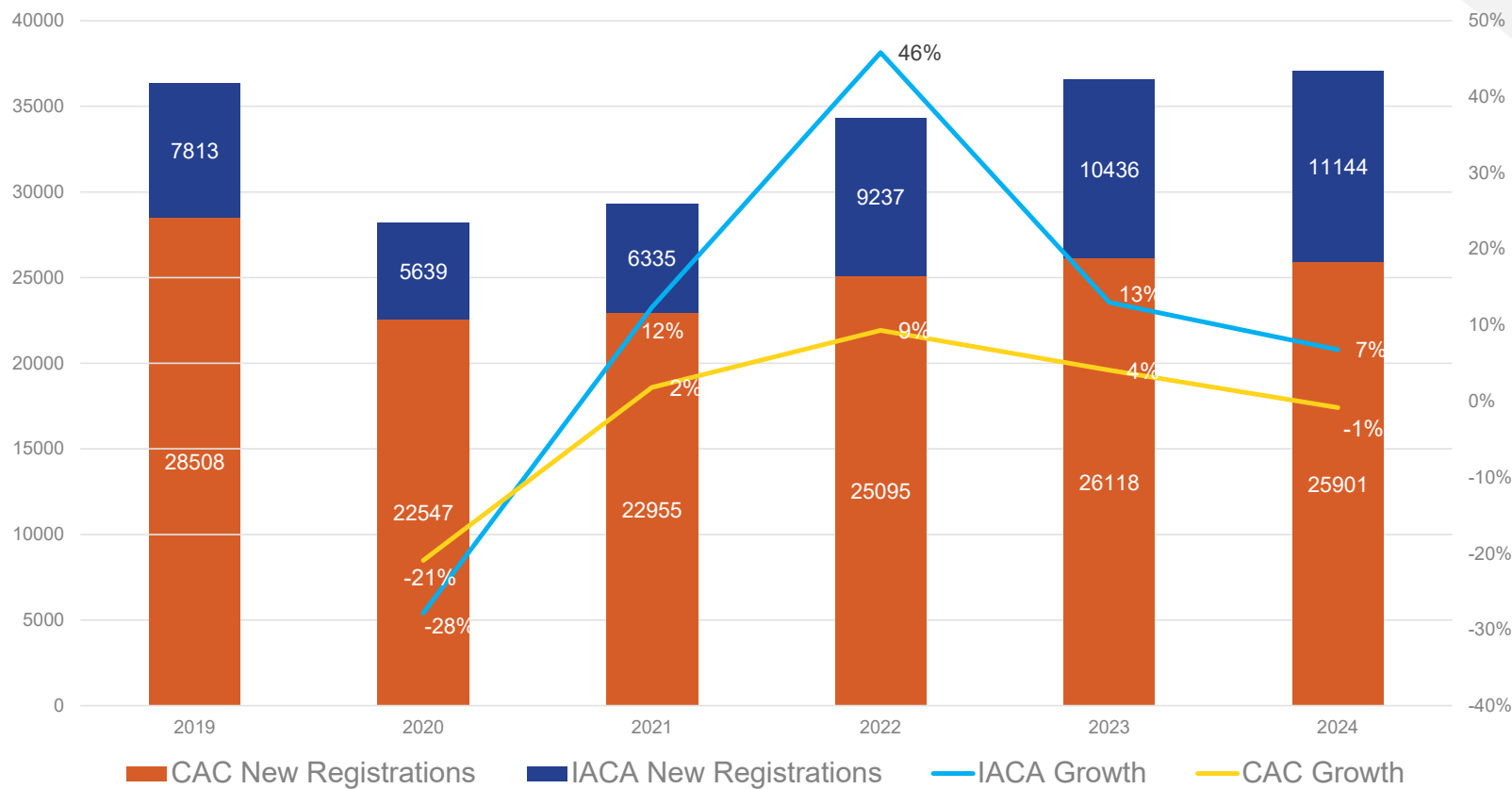
CAC 2025-05 Presentation



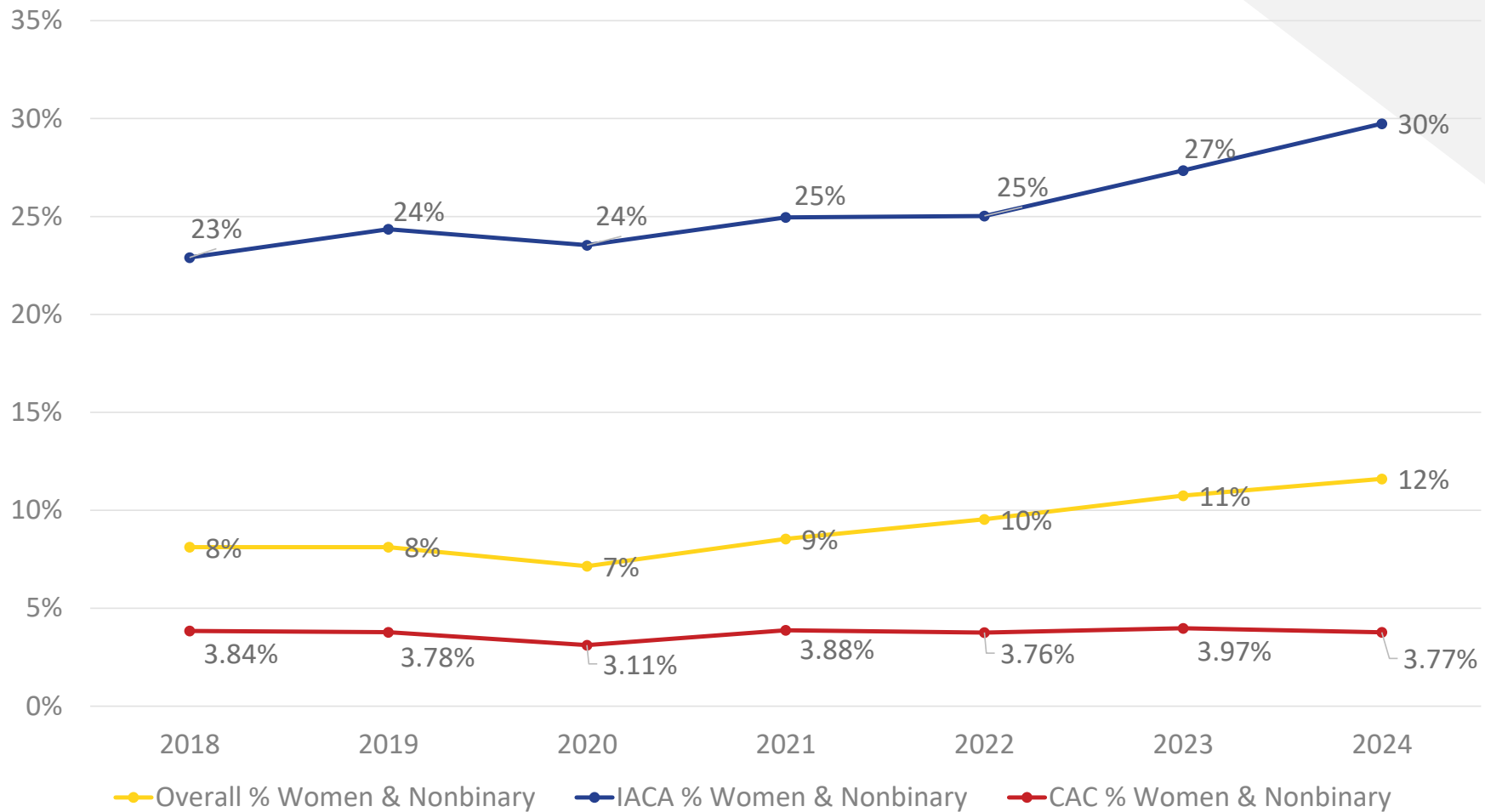
Road to 500K Apprentices



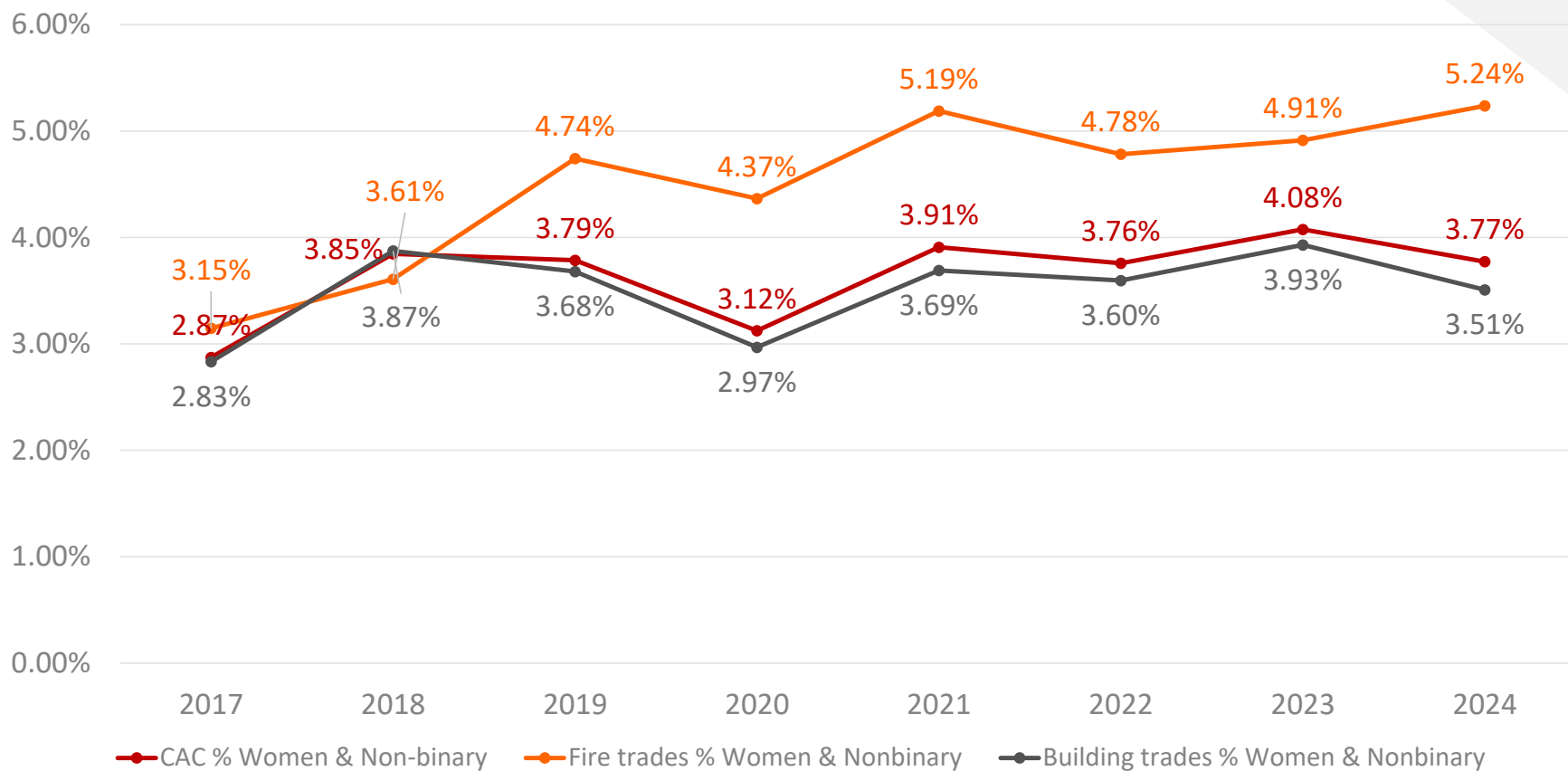
New Registrations



% Women & Nonbinary of New Apprentices



CAC % Women & Nonbinary of New Apprentices





Representation in Building Trades

Top 10 Trades in terms of % Women in 2024

INDUSTRY - New Registrations	10 year Average	3 year average	2024	2024 Total New Registrations
% Female BOILERMAKER	5.58%	11.24%	15.00%	15
% Female TEAMSTER	3.69%	7.40%	11.54%	3
% Female INSPECTOR/TESTER	16.45%	14.96%	11.11%	7
% Female ASBESTOS WORKERS	3.58%	5.01%	8.33%	5
% Female PAINTING - DECORATION	4.04%	6.47%	5.72%	45
% Female MILWRIGHT	3.57%	4.84%	5.26%	12
% Female ENGINEER	5.25%	5.27%	4.76%	33
% Female DRYWALL FINISHING (TAPING)	3.47%	5.20%	4.74%	11
% Female IRON - STEEL WORKERS	2.96%	3.30%	4.61%	36
% Female Laborers	4.65%	4.66%	4.58%	206



Representation in Building Trades

Middle 10 Trades in terms of % Women in 2024

INDUSTRY - New Registrations	10 year Average	3 year average	2024	2024 Total New Registrations
% Female PILE DRIVER	4.42%	5.25%	4.35%	5
% Female PLUMBING	2.69%	3.86%	4.11%	53
% Female SOUND / COMMUNICATION	4.75%	4.92%	4.06%	21
% Female SURVEYOR	4.71%	5.01%	4.03%	6
% Female SHEET METAL	2.57%	3.12%	3.92%	23
% Female ELECTRICAL - ELECTRONIC	3.79%	4.06%	3.66%	71
% Female GLAZIER - GLASS WORKERS	2.17%	3.52%	3.24%	8
% Female ELEVATOR	1.62%	2.95%	2.94%	7
% Female TILE LAYER/SETTER	1.48%	2.49%	2.80%	3
% Female CARPENTRY	3.14%	3.30%	2.70%	81



Representation in Building Trades

Bottom 10 Trades in terms of % Women in 2024

INDUSTRY - New Registrations	10 year Average	3 year average	2024	2024 Total New Registrations
% Female CARPET, LINOLEUM - SOFT TILE	1.90%	2.31%	2.58%	8
% Female ROOFERS	1.77%	2.39%	2.13%	38
% Female PLUMBING HVAC	1.18%	1.39%	1.61%	7
% Female PLASTERERS	2.24%	1.94%	1.53%	2
% Female CEMENT MASONS	1.48%	1.00%	1.31%	11
% Female FIRE SPRINKLER FITTER	0.81%	1.18%	1.25%	4
% Female BRICKLAYER	0.96%	1.17%	1.14%	2
% Female DRYWALL / LATHER	1.37%	1.58%	1.07%	20
% Female Lineman	0.37%	0.49%	0.00%	0
% Female SHEET METAL HVAC	1.46%	0.98%	0.00%	0

Thank you!

