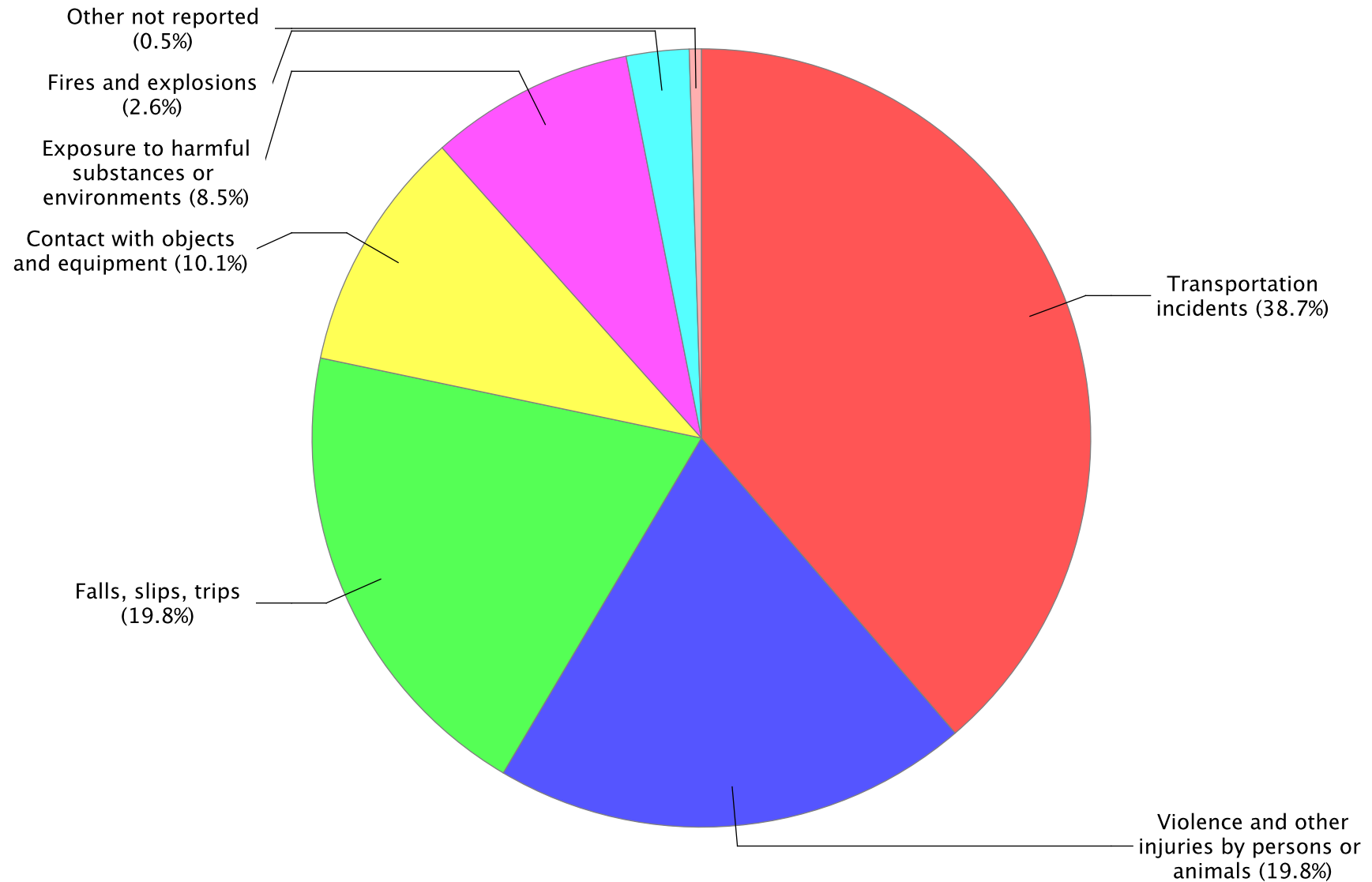


Workplace fatal injuries by event or exposure, all ownerships, California, 2015 (388 total fatal injuries)

Characteristics	Value
Transportation incidents	150
Violence and other injuries by persons or animals	77
Falls, slips, trips	77
Contact with objects and equipment	39
Exposure to harmful substances or environments	33
Fires and explosions	10
Other not reported	2

Workplace fatal injuries by event or exposure, all ownerships, California, 2015 (388 total fatal injuries)

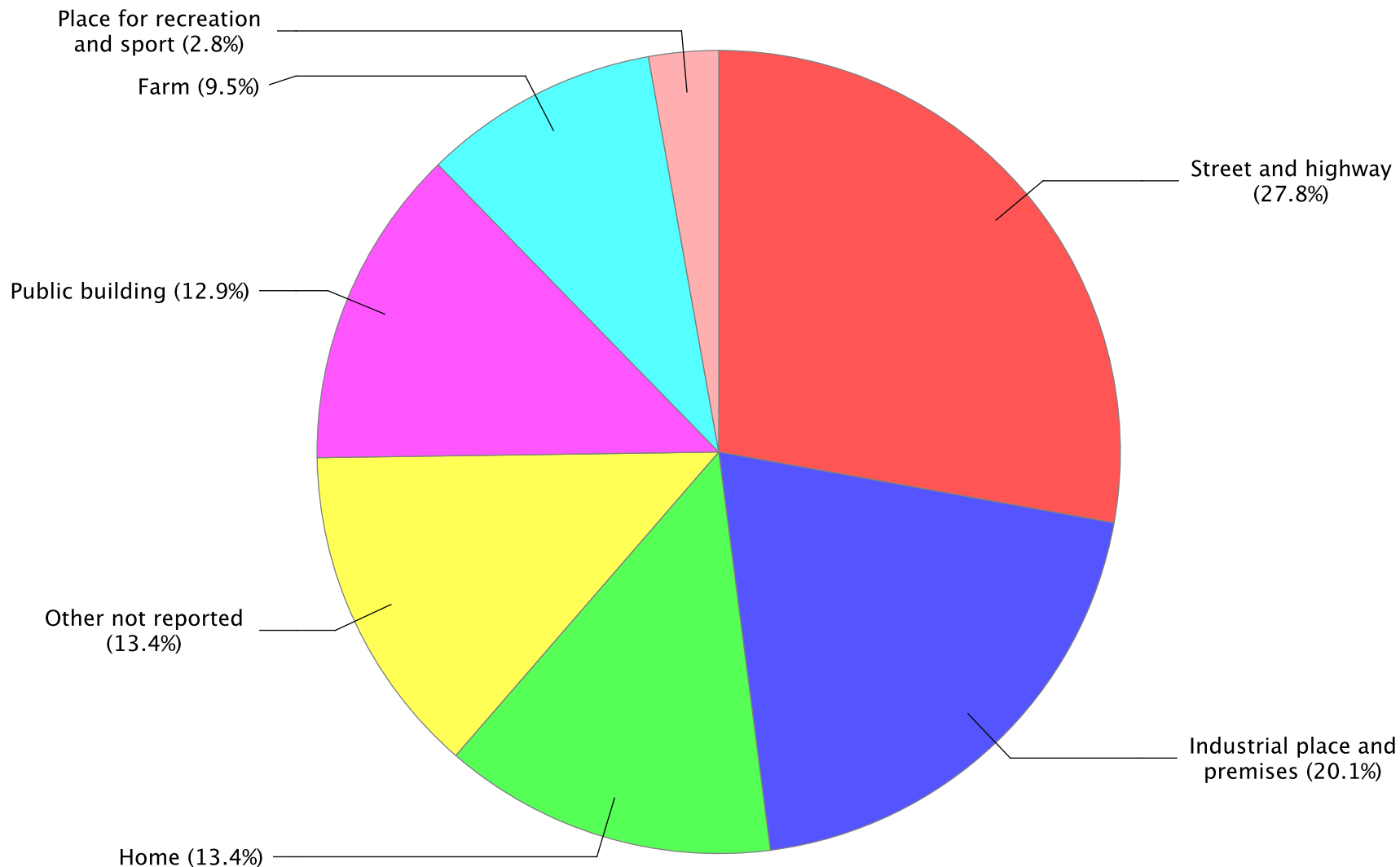


[SOURCE : U.S. Bureau of Labor Statistics, U.S. Department of Labor, 2016]

Fatal work injuries by location, all ownerships, California, 2015 (388 total fatal injuries)

Characteristics	Value
Mine and quarry	-
Residential institution	-
Street and highway	108
Industrial place and premises	78
Home	52
Other not reported	52
Public building	50
Farm	37
Place for recreation and sport	11

Fatal work injuries by location, all ownerships, California, 2015 (388 total fatal injuries)

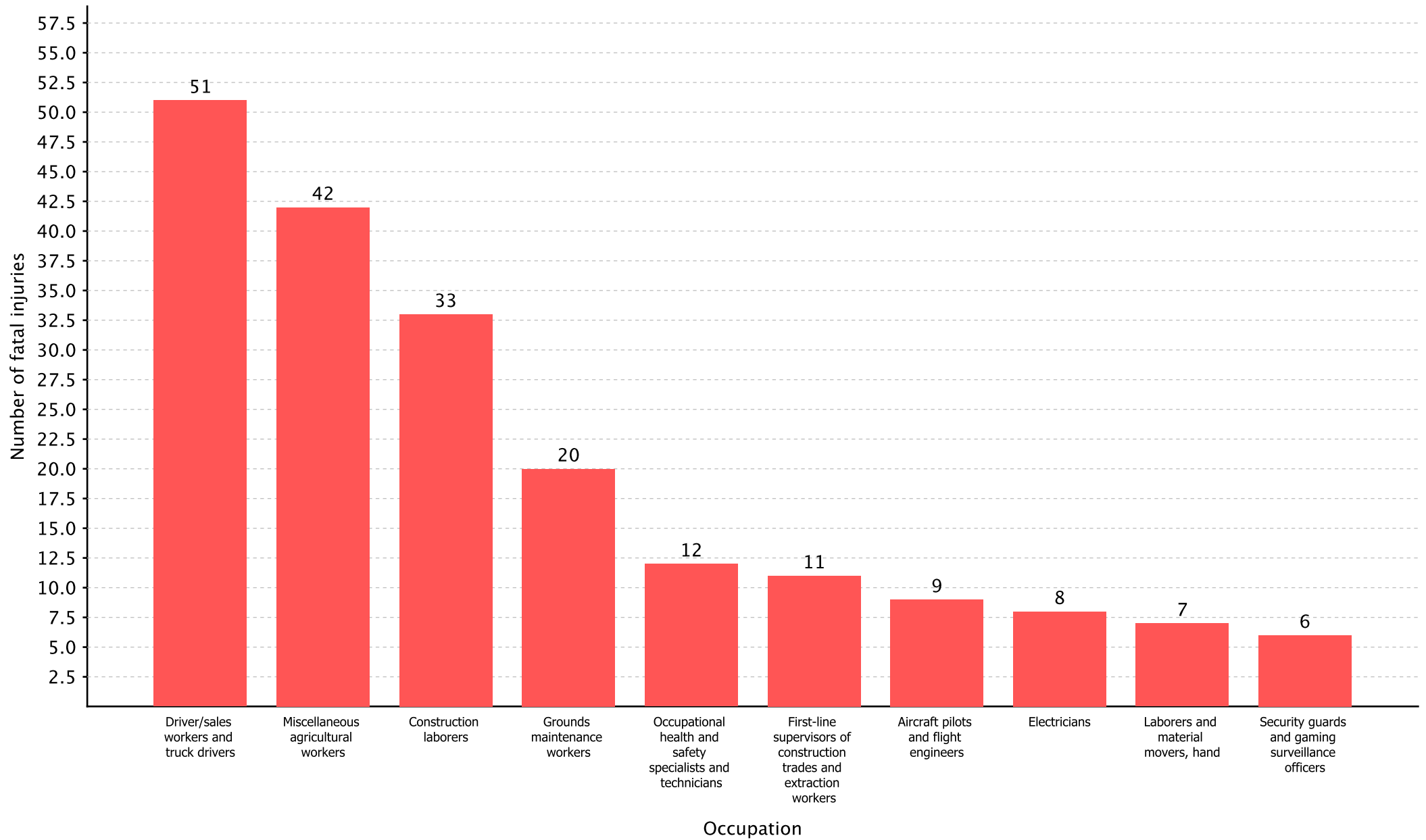


[SOURCE : U.S. Bureau of Labor Statistics, U.S. Department of Labor, 2016]

Occupations with the largest number of worker fatal injuries, all ownerships, California, 2015, (388 total fatal injuries)

Characteristics	Value
Driver/sales workers and truck drivers	51
Miscellaneous agricultural workers	42
Construction laborers	33
Grounds maintenance workers	20
Occupational health and safety specialists and technicians	12
First-line supervisors of construction trades and extraction workers	11
Aircraft pilots and flight engineers	9
Electricians	8
Laborers and material movers, hand	7
Security guards and gaming surveillance officers	6

Occupations with the largest number of worker fatal injuries, all ownerships, California, 2015, (388 total fatal injuries)



[SOURCE : U.S. Bureau of Labor Statistics, U.S. Department of Labor, 2016]

Fatal work injuries varied between men and women, all ownerships, California, 2015, (361 men, 27 women)

Characteristics	Men	Women
Exposure to harmful substances or environments	28	5
Contact with objects and equipment	39	-
Violence and other injuries by persons or animals	66	11
Transportation incidents	141	9
Fires and explosions	10	-
Falls, slips, trips	75	-

Fatal work injuries varied between men and women, all ownerships, California, 2015, (361 men, 27 women)
[SOURCE : U.S. Bureau of Labor Statistics, U.S. Department of Labor, 2016]

